

Shelves

Flat Standard Shelves up to 50kg kg


Depth	19"	650	700	800
300	03010.01	03011.01	03012.30	03012.10
350	007SST-350 (adjustable front and rear mounting)			
400	03010.02	03011.02	03012.31	03012.11
450	03010.03	03011.03	03012.32	03012.12
500	03010.04	03011.04	03012.33	03012.13
550	03010.05	03011.05		
600	03010.06	03011.06		
650	03010.08	03011.07	03012.34	03012.15
650	007SST-650 (adjustable front and rear mounting)			
700	03010.09	03011.08	03012.35	03012.17
710	007SST-710 (adjustable front and rear mounting)			

Designed to suit Type A, 007, 005, Consoles, 010, RFI and Industrial Cabinets, these shelves are vented and finished in black powder coat. Various depths of shelf may be mounted in the same rack using our quick, easy mounting system. This shelf can carry loads of up to 35kg evenly distributed. 007 shelves can carry 50kg evenly distributed.

Flat Heavy Duty Shelves up to 100kg

Depth	19"	650	700	800
300	03051.01	03051.10	03051.50	03051.22
350	007SHD-350 (adjustable front and rear mounting)			
400	03051.02	03051.11	03051.51	03051.23
450	03051.03	03051.12	03051.52	03051.20
500	03051.04	03051.13	03051.53	03051.21
600	03051.06	03051.104	03051.54	03051.24
650	007SHD-650 (adjustable front and rear mounting)			
700	03051.08	03051.17	03051.55	03051.27
710	007SHD-710 (adjustable front and rear mounting)			
750	03051.09	03051.18	03051.56	03051.28
800	03051.40	03051.19	03051.57	03051.29
900	03051.58	03051.59	03051.60	03051.61

Heavy duty shelves are 30mm thick and can carry loads of up to 80kg evenly distributed. 007 shelves can carry 100kg evenly distributed.




2 Peice Cantilever Shelf - Bases

DEPTH	19" CODE	650 CODE	700 CODE	800 CODE
300	12068.63	12068.43	12068.75	12068.67
350	12068.61	12068.41	12068.76	12068.68
400	12068.60	12068.40	12068.77	12068.69
450	12068.64	12068.44	12068.78	12068.70
500	12068.65	12068.45	12068.79	12068.71

2 Peice Cantilever Shelf - Sides

SIZE	CODE
2RU	02727.10
3RU	02727.11
4RU	02727.12
5RU	02727.13



1 Peice Cantilever Shelf

DEPTH	RU	19" CODE	650 CODE	700 CODE	800 CODE
200	1	12068-50			
250	2	12068.46	12068.47	12068.49	12068.48
300	2	007-SCA-300			
550	2	007-SCA-550			
710	2	007-SCA-710			




Telescopic Extension Kits

Telescopic Extending Rear Brackets are used when mounting rails are set at extended distances. Generally used in deeper frames they provide flexibility when positioning accessories in the rack when items of different depths are used.

SLIDE LENGTH	SHORT REAR BRACKETS		LONG REAR BRACKETS	
	MIN	MAX	MIN	MAX
350	335	520	635	820
450	335	650	635	950

TYPE	CODE
Short Extension	03008.03
Long Extension	03008.04



Telescopic Keyboard Shelves

These shelves allow standard keyboards to be installed into a 19" rack or cabinet. With the option of a pivot plate, or lockable draw, the pivot plate may swing around for use of the keyboard, or the drawer is fully exposed for keyboard and mouse use.

Rear telescopic extension kits (required for pivot plate version only) must be ordered and also installed to provide rear support. Rear kits are ordered as a separate part, before ordering determine depth between front and rear 19" vertical mounting angles. Also refer to chart below in Telescopic Extension Kits if unsure.

TYPE	CODE
Tele. Shelf With Pivot Plate	03071-01
Lockable Keyboard Tele. Shelf	007SKD-01



Telescopic Shelves

Telescopic shelves provide easy accessibility to non standard 19" equipment which is required to be housed inside a rack or cabinet.

Rear telescopic extension kits must be ordered and also installed to provide rear support. Rear kits are ordered as a separate part, before ordering determine depth between front and rear 19" vertical mounting angles. Also refer to chart below in Telescopic Extension Kits if unsure.

DEPTH	19"CODE	650 CODE	700 CODE	800CODE
350	03048.01	03048.02	03048.29	03048.22
450	03048.03	03048.04	03048.30	03048.23



Telescopic Drawers

Telescopic draws help to provide additional storage within a 19" a rack or cabinet. Available in 2ru and 3ru without key lock and 2ru and 4ru with a keylock.

Rear telescopic extension kits must be ordered and also installed to provide rear support. Rear kits are ordered as a separate part, before ordering determine depth between front and rear 19" vertical mounting angles. Also refer to chart below in Telescopic Extension Kits if unsure.

DEPTH	19"CODE	650 CODE	700 CODE	800CODE
2RUx350	03050.01	03050.02	03050.18	03050.12
3RUx350	03050.03	03050.04	03050.20	03050.15
2RUx400	007SD.02	Lockable Drawer		
4RUx400	007SD.04	Lockable Drawer		
2RUx450	03050.05	03050.10	03050.19	03050.14
3RUx450	03050.06	03050.11	03050.21	03050.16



Telescopic Writing Desk

Comes complete with a writing surface and a storage tray underneath. Like the shelf it occupies 1RU. The writing surface

is hinged along its rear edge and opens to provide a storage tray for pencils and other small objects.

DEPTH	19"CODE	650 CODE	700 CODE	800CODE
350	03049.01	03049.02	03049.07	03049.05
450	03049.03	03049.04	03049.08	03049.06



Note All codes need RWS- Prefix